


National Assessment and Accreditation council (NAAC)

233 responses

[Publish analytics](#)

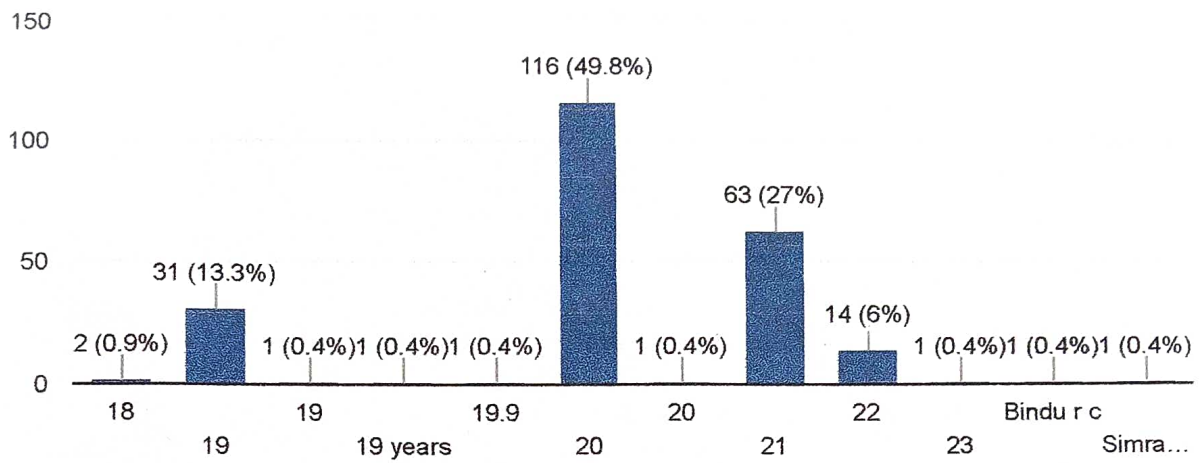
Please confirm this is the first and only time you answer this survey

232 responses



Age

233 responses




College Name

233 responses

- Kamala Nehru memorial national college for women shivamogga
- Kamala neharu memorial national college for women shivamogga
- Kamala nehru memorial national college for women shivamogga
- Kamala Nehru memorial national college for women Shivamogga
- Kamala Nehru memorial national college for women shivamogga
- Kamala nehru memorial national college for women shivamogga
- Kamala neharu memorial national college for women
- Kamala neharu memorial national college shivamogga
- Kamala Nehru memorial national College for women shivamogga


Gender

232 responses



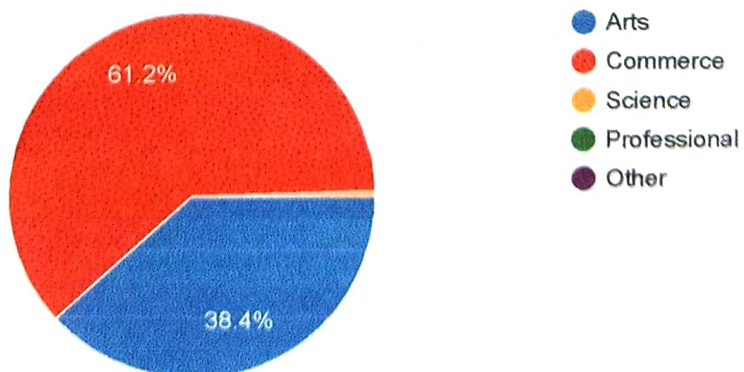
What degree program are you pursuing now?

232 responses



What Subject area are you currently pursuing?

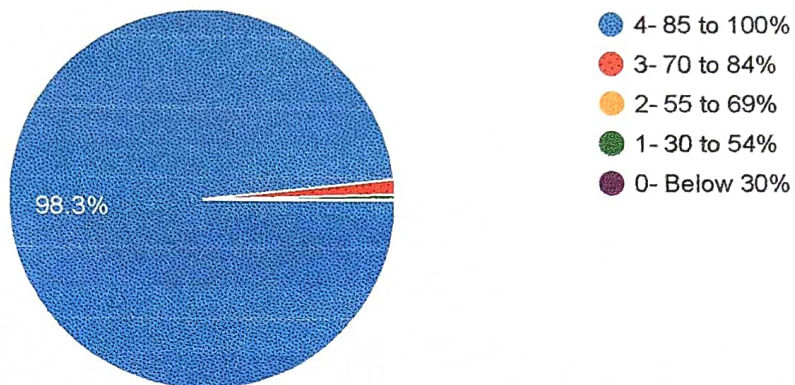
232 responses



Criterion II - Teaching -Learning and Evaluation

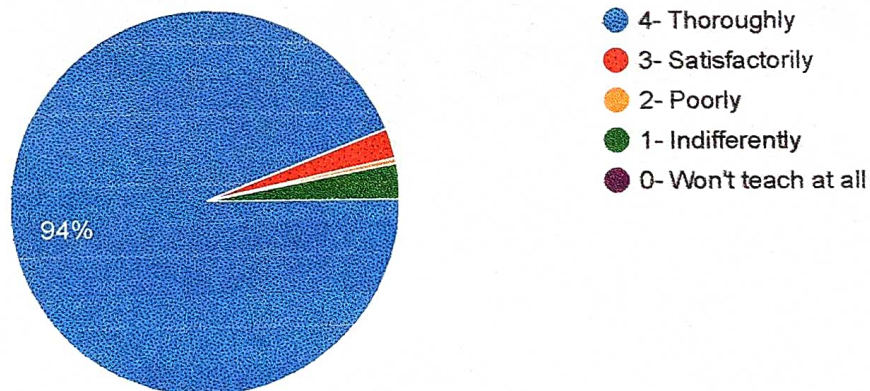
How much of the syllabus was covered in the class?

233 responses



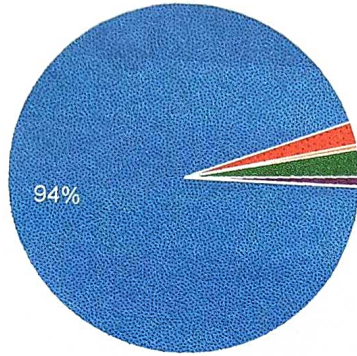
How well did the teachers prepare for the classes?

233 responses



How well were the teachers able to communicate?

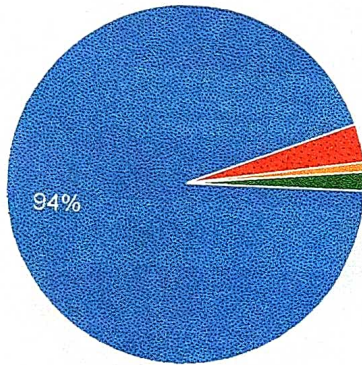
233 responses



- 4- Always effective
- 3- Sometimes effective
- 2- Just Satisfactory
- 1- Generally ineffective
- 0- Very poor communication

The teacher's approach to teaching can best be described as

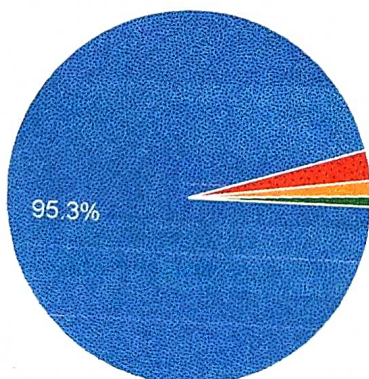
233 responses



- 4- Excellent
- 3- Very good
- 2- Good
- 1- Fair
- 0- Poor

Fairness of the internal evaluation process by the teachers.

233 responses

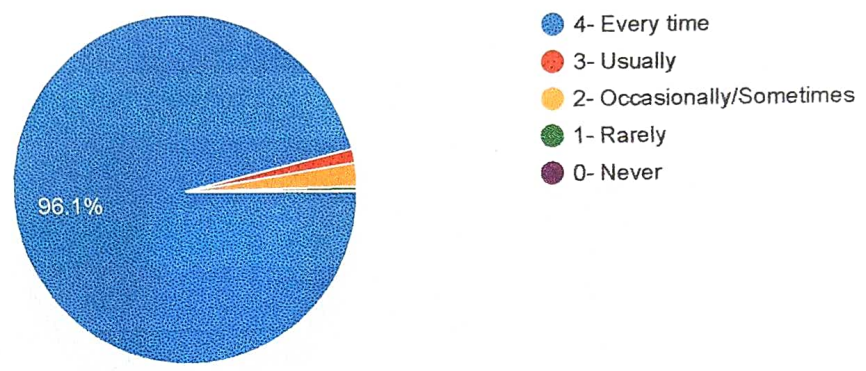


- 4- Always fair
- 3- Usually fair
- 2- Sometimes unfair
- 1- Usually unfair
- 0- Unfair



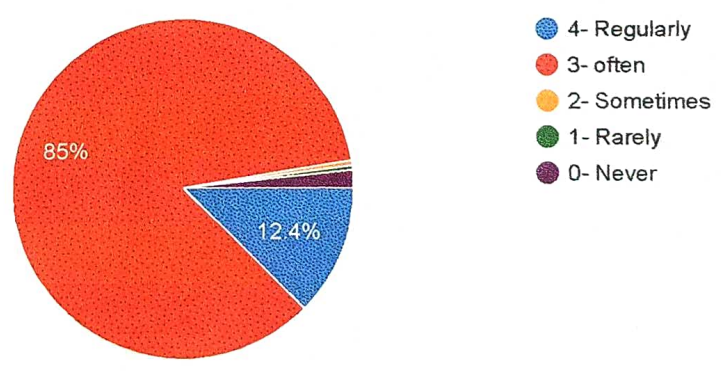
Was your performance in assignment discussed with you?

233 responses



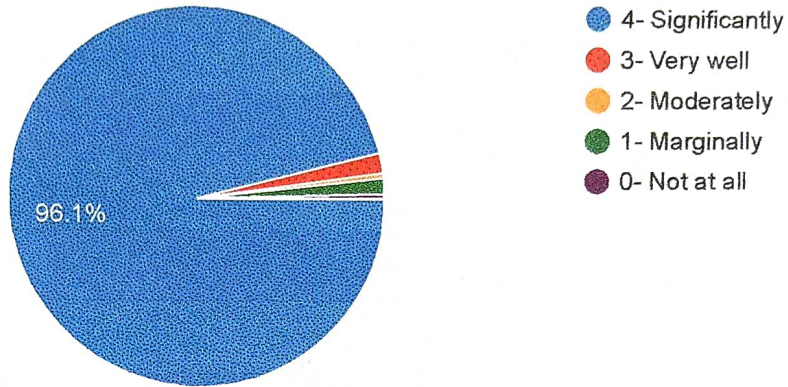
The institute takes active interest in promoting internship, student exchange ,field visit opportunities for students.

233 responses



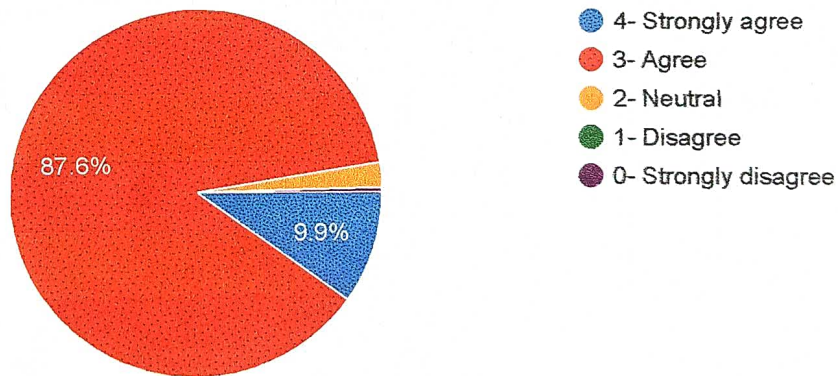
The teaching and mentoring process in your institution facilitates you in cognitive , social and emotional growth.

233 responses



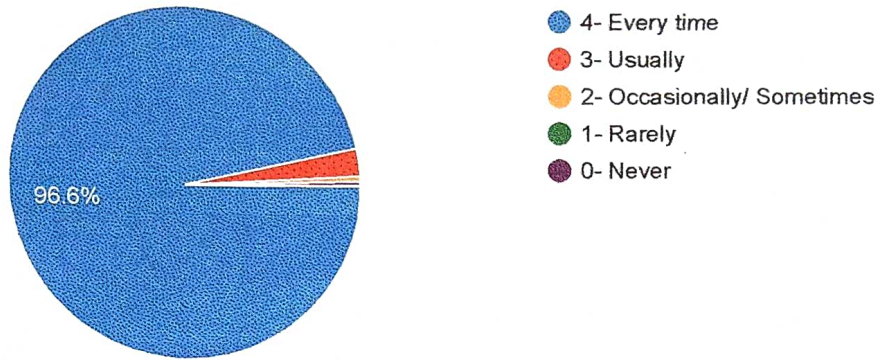
The institution provides multiple opportunities to learn and grow.

233 responses



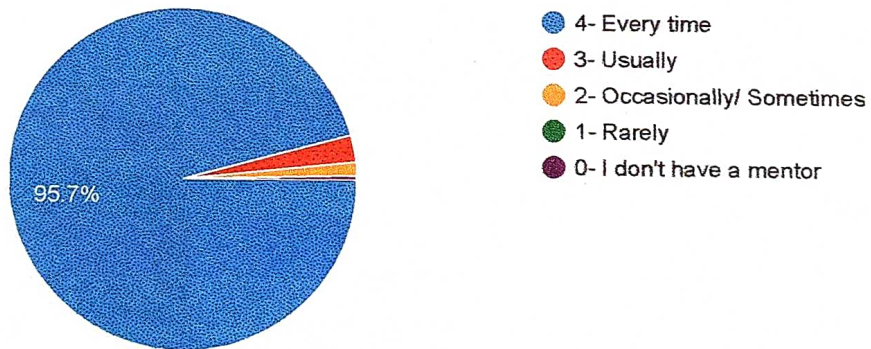
Teachers inform you about your expected competencies, course outcomes and programme outcomes.

233 responses



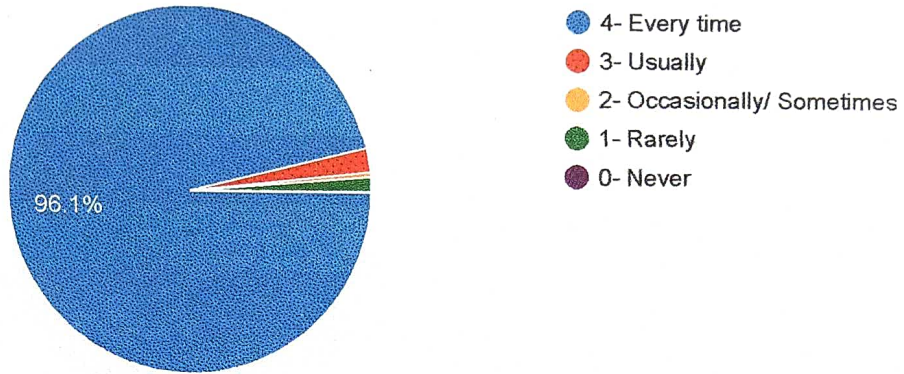
Your mentor does a necessary follow -up with an assigned task to you.

233 responses



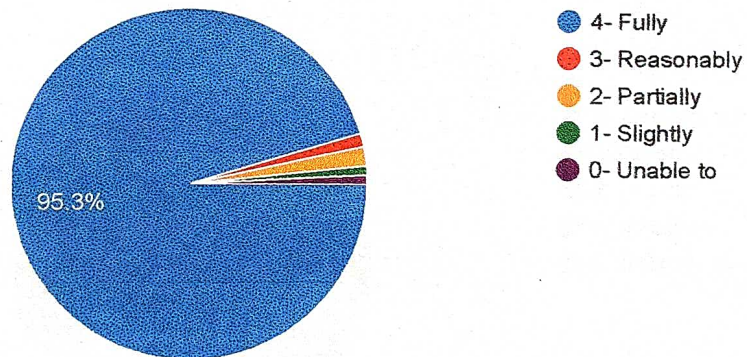
The teachers illustrate the concepts through examples and applications.

233 responses



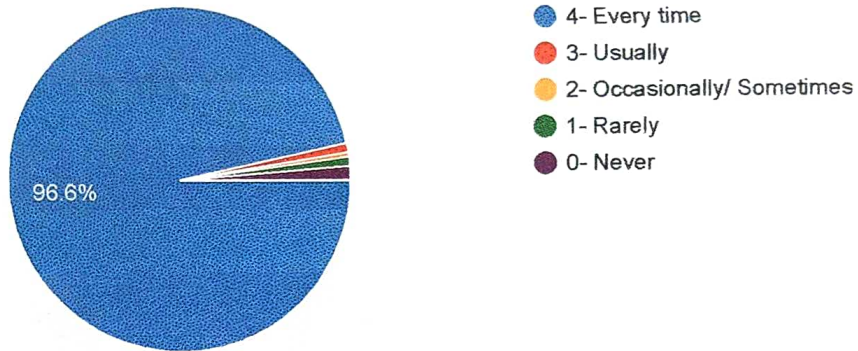
The teachers identify your strengths and encourage you with providing right level of challenges.

233 responses



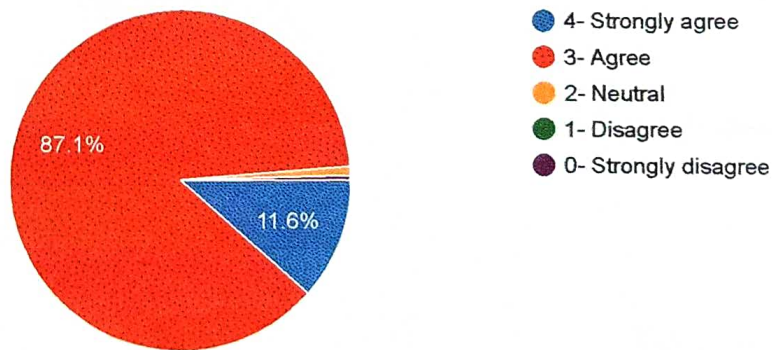
Teachers are able to identify your weakness and help you to overcome them.

233 responses



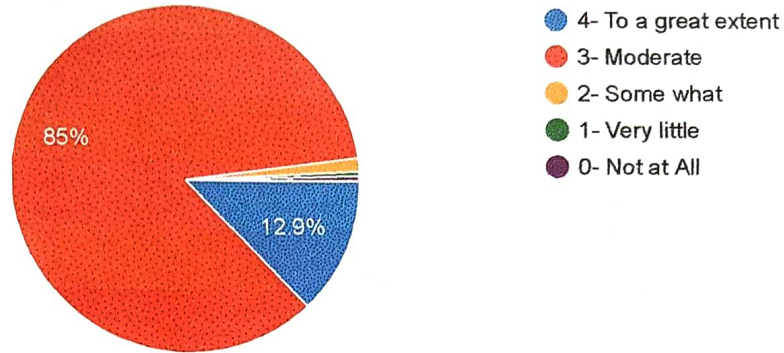
The institution makes effort to engage students in the monitoring , review and continuous quality improvement of the teaching learning process.

233 responses



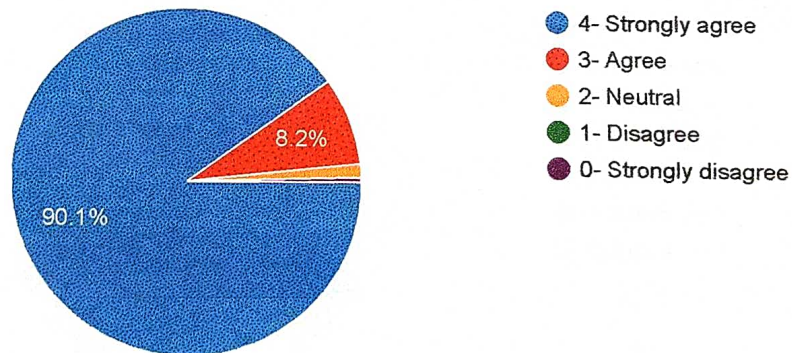
The institute/ teachers use student centric methods, such as experiential learning, participative learning and problem solving methodologies for enhancing learning experiences.

233 responses



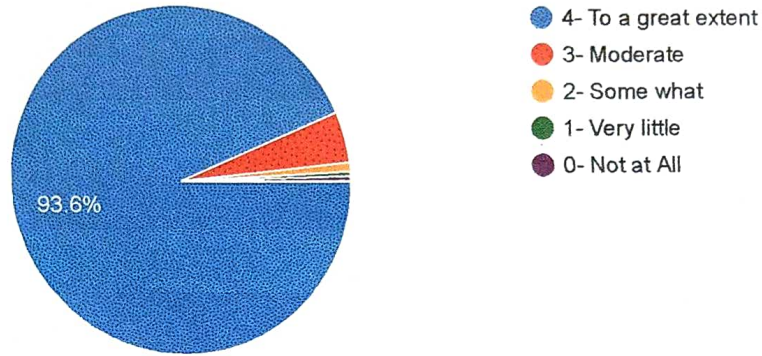
Teachers encourages you to participate in extracurricular activities.

233 responses



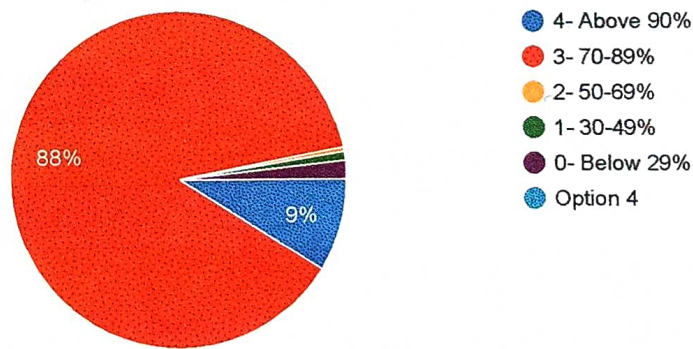
Efforts are made by the Institute/ teachers to include to inculcate soft skills, life skills and employability skills to make you ready for the world of work.

233 responses



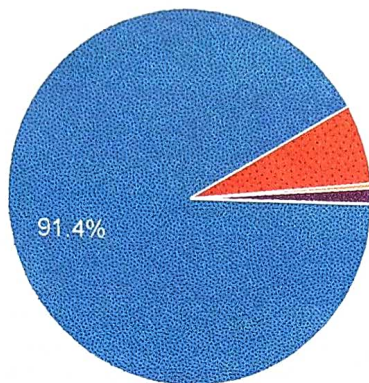
What percentage of teachers use ICT Tools such as LCD projector, Multimedia , etc. while teaching.

233 responses



The overall quality of teaching-learning process in your institute is very good.

233 responses



- 4- Strongly agree
- 3- Agree
- 2- Neutral
- 1- Disagree
- 0- Strongly disagree

Give three observation / suggestion to improve the overall teaching learning experience in your institution.

233 responses

More interactive session

More interactive session

Required more ICT facilities

Required more certificate and add on courses

Good

Simran banu

More interactive session


Required more ict facilities

Educational tour field work project work survey required

More interactive session

Required more certificate and add on courses

Required more ICT facilities


Principal
 Kamala Nehru Memorial
 National College for Women
 Shivamogga-577 201.

This content is neither created nor endorsed by Google. [Report Abuse](#) - [Terms of Service](#) - [Privacy Policy](#)



STUDENTS SATISFACTION SURVEY ON OVERALL INSTITUTIONAL PERFORMANCE RESULTS AND ANYLISIS

I. Preamble:- The college had conducted survey on students' feedback on teaching methodology and effectiveness.

II. Objective:- The objective was to find out the students' perception, views and suggestions with respect to the teaching being imparted at the institution.

III. Timeline:- The survey was conducted at the end of the odd semester of academic year 2021-22 during the 1st week of March.

IV. Participants:- Students of B A and B.COM Programmes of our institution; 233 students participated in the survey.

V. Mode and Instrument of Survey:- The survey was conducted online by sending a structured questionnaire containing multiple choice questions to the e-mail accounts of the students and collecting the filled- response sheet from them.

VI. The questions covered the following areas:-

- a. Demographic profile of the respondents.
- b. Students views on teaching methodology and effectiveness.

VII. Inference:- From the data collected with respect to

- a. Demographic profile of the respondents, it was noted that-
 - i) All the 233 respondents who are female students, this being so as the this is a women's college.
 - ii) All the respondents were pursuing Bachelors degree programmes.
 - iii) Majority of the respondents (61.2%) were found pursuing commerce while the remaining (38.4%) were pursuing Arts stream.

VIII. b. Students' views on teaching methodology and effectiveness, it was observed that:-

- 1) 98.3% of the respondents have confirmed that the syllabus coverage was to the extent of 85-100% While a small section of the respondents (1.7%) have indicated lesser coverage of syllabus.


- 2) Most of the students (94%) have found that, teachers were found to come thoroughly prepared for the classes.
- 3) Most of the respondents (94%) have opined that, their teachers were able to communicate effectively at all times.
- 4) Majority of the respondents (94%) have stated that, their teachers' approach to teaching was excellent.
- 5) Most of the respondents (95.3%) have found the internal evaluation by the teachers always fair.
- 6) Almost all of the students (96.1%) have confirmed that, their teachers every time discussed with them with respect to their (students) performance in assignments.
- 7) Majority of the students (85%) responded that, the institute regularly took active interest in Promoting internship, student exchange and field visit opportunities for students.
- 8) Almost all students (96.1%) have observed that the teaching and mentoring process in the Institution had been facilitating significantly their cognitive, social and emotional growth.
- 9) Majority of the students (87.6%) have agreed that the institution provided multiple Opportunities to the students to learn and grow.
- 10) almost all students (96.6%) have confirmed that the students sensitized them about the course and programme outcomes as well as the competencies they would acquire from the given courses / programme.
- 11) Majority of the students (95.7%) have stated that their mentor always followed up with them with respect to a task assigned to them.
- 12) Almost all students (96.1%) have found their teachers illustrating the concepts every time through example and applications.
- 13) Most of the students (95.3%) have stated that their teachers fully identified their strength and encouraged them by assigning appropriate challenges and tasks.
- 14) Similarly almost all students (96.6%) have found their teachers being able to identify their weaknesses and help them to overcome the same.

- 15) Majority of the students (87.1%) have confirmed that, they were being engaged by the institution in different aspects of Teaching -learning process (monitoring, review and quality improvement)
- 16) Majority of the students (85%) have responded that, the institute and the teachers using student centric methods to a great extent for enhancing their learning experiences.
- 17) Most of the students (90.1%) have strongly agreed that, their teachers encouraged them to take part in extra- curricular activities.
- 18) Most of the students (93.6%) have confirmed that, the institute teachers made efforts to a great extent to develop soft skills, life skills, the employability skills in them.
- 19) Majority of the students (88%) have stated that more than 90% of the teachers used ICT tools while teaching.

To conclude, as seen in the above analysis and interpretation of the data collected under the survey, it is observed that, most of the students of this institution have strongly agreed and confirmed that, the overall quality of teaching and learning process in this institution was very good.

Still the survey has highlighted few suggestions made by the respondents to improve the overall teaching- learning experience like more interactive sessions, ICT facilities and certificate and add on courses as well as educational tour, field work and project work could be provided for.

Arithmetical computational discrepancies (inadvertently committed by the respondents) and error have been corrected.


Principal
Kamala Nehru Memorial
National College for Women
Shivamogga-577 201.